



SUPPLEMENTARY REGULATIONS - APRC

SUPERCHEAP AUTO COFFS COAST RALLY
25-27 NOVEMBER 2022

PHOTO: PETER NORTON



RALLY.COM.AU/COFFSCOAST



CHAMPIONSHIP SPONSORS



EVENT SPONSORS



INDEX

Art. 1.	Introduction	3
Art. 1.1	Preamble.....	3
Art. 1.2	Length of Special Stages and Road surface	3
Art. 1.3	Overall SS distance and total distance of the itinerary	3
Art. 2.	Organisation	3
Art. 2.1	Championships and titles for which the rally counts	3
Art. 2.2	Approvals	3
Art. 2.3	Organiser's name, address and contact details.....	4
Art. 2.4	Organising Committee	4
Art. 2.5	Stewards of the Meeting	4
Art. 2.6	FIA Delegates & Observer	4
Art. 2.7	Senior Officials	4
Art. 2.8	Location of Rally HQ and contact details	5
Art. 3.	Programme in chronological order and locations	5
Art. 4.	Entries.....	6
Art. 4.1	Closing date for entries	6
Art. 4.2	Entry procedure.....	6
Art. 4.3	Number of competitors accepted and vehicle classes.....	6
Art. 4.4	Entry fees/entry fee packages	6
Art. 4.5	Payment	6
Art. 4.6	Entry fee refunds.....	6
Art. 5.	Insurance Cover	7
Art. 6.	Advertising and Identification.....	7
Art. 6.1	Permitted Advertising.....	7
Art. 6.2	Organisers Advertising Space	7
Art. 6.3	Advertising in the Service Bay Area.....	7
Art. 6.4	Competition Numbers	7
Art. 6.5	Driver and Co-Driver Names.....	7
Art. 7.	Tyres.....	7
Art. 7.1	Regulations regarding tyres which may be used during the rally	7
Art. 7.2	Tyres for use on reconnaissance.....	8
Art. 7.3	National laws or special requirements	8
Art. 8.	Fuel.....	8
Art. 8.1	Fuel Ordering procedure	8
Art. 8.2	Closing date for ordering fuel.....	8
Art. 9.	Reconnaissance of Special Stages	8
Art. 9.1	Registration procedure.....	8
Art. 9.2	Specific regulations	8
Art. 9.3	Number of Passages	8
Art. 9.4	Collection of speed control checking devices	8

Art. 10.	Administrative checks.....	9
Art. 10.1	Documents to be presented:.....	9
Art. 10.2	Timetable	9
Art. 11.	Scrutineering, Sealing and Marking	9
Art. 11.1	Scrutineering, venue and time	9
Art. 11.2	Mud flaps.....	9
Art. 11.3	Windows.....	9
Art. 11.4	Drivers' safety equipment	10
Art. 12.	Other procedures and regulations	10
Art. 12.1	Shakedown	10
Art. 12.2	Ceremonial start procedures and order	10
Art. 12.3	Permitted early check-in	10
Art. 12.4	Start procedure on Special Stages	10
Art. 12.5	Super Special Stage, regulations, and order	10
Art. 12.6	Tyre Warming Zone (TWZ)	10
Art. 12.7	Refuelling	10
Art. 12.7.3	Environmental Mat in a Refuelling Zone (RZ).....	11
Art. 12.8	Finish procedures and other activities after the finish of the rally	11
Art. 12.9	Official time used during the rally	11
Art. 13.	Identification of officials	11
Art. 14.	Prizes.....	11
Art. 15.	Final checks / Protests / Appeals	11
Art. 15.1	Final Checks	11
Art. 15.2	Protest deposit	11
Art. 15.3	Appeal deposit	12

Appendix 1	Itinerary
Appendix 2	Reconnaissance schedule
Appendix 3	Names and photographs of CROs and their schedules
Appendix 4	Decals and positioning of supplementary advertising
Appendix 5	Extract from FIA Appendix L
Appendix 6	RS Lite Recce Information
Appendix 7	RallySafe Vehicle Tracking System
Appendix 8	Electronic Start Procedure
Appendix 9	Insurance Policy Details

Art. 1. Introduction

Name of the rally: Coffs Coast Rally
Date of the rally: 24th to 27th November 2022

Art. 1.1 Preamble

This rally will be run in compliance with the FIA International Sporting Code (ISC) including appendices, the FIA Regional Rally Sporting Regulations including appendices, the ASN Technical Regulations (only when related to national cars) the WADA/NADA Codes, and the FIA Anti-Doping Regulations, as amended from time to time. The National Road Traffic Regulations shall apply. Unless provided otherwise by these Supplementary Regulations, the provisions of the above Rules and Regulations shall apply.

Any modifications, amendments and/or additions to the Rules and Regulations shall be made in the form of numbered and dated bulletins. Additional information will be published in the Rally Guide. All FIA regulations can be found at <https://www.fia.com/regulations>.

The various documents will be written in English. In case of any discrepancy the English text will be binding.

Art. 1.2 Length of Special Stages and Road surface

Leg 1: Asphalt	0.92	km	Gravel	108.48	km
Leg 2: Asphalt	0	km	Gravel	88.88	km

Art. 1.3 Overall SS distance and total distance of the itinerary

Number of Legs	2
Number of Sections	7
Number of Special Stages	14
Total distance of the itinerary	738.04 km
Overall length of Special Stages	198.28 km

Art. 2. Organisation

Art. 2.1 Championships and titles for which the rally counts

FIA Asia-Pacific Rally Championship for Drivers and Co-Drivers
FIA Junior Asia Pacific Rally Championship for Drivers
FIA APRC2 Championship for Drivers and Co-Drivers
FIA APRC3 Championship for Drivers and Co-Drivers
FIA APRC4 Championship for Drivers and Co-Drivers

Art. 2.2 Approvals

ASN registration number / Visa

Visa No.:	822/2711/04	Approved on:	12/07/2022
-----------	-------------	--------------	------------

FIA VISA

Visa No.:	06APRC/280922	Issued on:	28/09/2022
-----------	---------------	------------	------------

Art. 2.3 Organiser's name, address and contact details

Organiser: Motorsport Australia
Organiser's representative: Adrian Coppin
Street/P.O. Box: 275 Canterbury Road
Post code/city: Canterbury, Victoria, 3126
Phone: 0415 508 244
E-mail: acoppin@motorsport.org.au
Website: www.rally.com.au

Art. 2.4 Organising Committee

Organising Committee:	Adrian Coppin	Adriana Pallister
	Michael Clements	Scott Shepperd
	Michael Wallace	Jill Coppin
	Alan Vaughan	Aiden Siegel
	Belinda Howards	Paul Riordan
	Graeme Kady	Morgan McGary

Art. 2.5 Stewards of the Meeting

	Name	License no.
Stewards of the Meeting (Chairperson):	Colin Trinder	TBA
2 nd FIA Steward	Manoj Dalal	TBA
ASN Steward	Paul Makela	TBA

Art. 2.6 FIA Delegates & Observer

	Name
FIA Observer	Manoj Dalal
FIA Technical Delegate	Barry Habgood

Art. 2.7 Senior Officials

	Name	License no.
Event Director:	Adrian Coppin	
Clerk of the Course:	Michael Clements	9554318
Deputy Clerk of the Course:	Michael Wallace	1002275
Secretary of the Event:	Adriana Pallister	
Chief Safety Officer:	Belinda Howard	
Scrutineers (Chief Scrutineer):	Brian Whelband	
Chief Medical Officer (CMO):	Dr Matt Croxford	
Competitors' Relations Officer (CRO):	Sarah Bell	
Chief Timekeeper	Gary Searle	
Press Officer:	Paul Riordan	
Environmental Officer:	Morgan McGary	

Art. 2.8 Location of Rally HQ and contact details

Name: C.ex Coffs International Stadium
Street: Stadium Drive
Post code, city: Coffs Harbour
Phone and fax: 0477 207 348
E-mail: rallysec@motorsport.org.au

Rally HQ in operation: from 23rd Nov 0900hrs to 27th Nov 2000hrs

Service parc in operation: from 21st Nov 1300hrs to 28th Nov 1300hrs

Official Notice Board (NB): Rally Headquarters

Digital Notice Board (DNB): www.rally.com.au/coffscoast

Art. 3. Programme in chronological order and locations

	Location:	Date:	Time:
Publishing of the supplementary regulations		01/10/2022	1700hrs
Entries open		01/10/2022	1700hrs
Closure date of entries		11/11/2022	2000hrs
Closing date for Shakedown Registration		11/11/2022	2000hrs
Publication date of entry list	Digital Notice Board	16/11/2022	2000hrs
Issuing of Rally Guide	Digital Notice Board	02/09/2022	1700hrs
Press conference before the rally	Flooded Gum Stage	24/11/2022	1130hrs
Issuing of the road book, maps	Rally Headquarters	23/11/2022	0900hrs
Collection of material and documents	Rally Headquarters	23/11/2022	0900hrs
Administrative checks	Rally Headquarters	23/11/2022	0900hrs
Start of reconnaissance		24/11/2022	1300hrs
End of reconnaissance		25/11/2022	1530hrs
Opening of media centre	C.ex International Stadium	23/11/2022	0900hrs
Collection of rally safety tracking system	Rally Headquarters	23/11/2022	1200hrs
Scrutineering – sealing & marking of components	C.ex International Stadium	25/11/2022	1200hrs
Re-scrutineering	C.ex International Stadium	25/11/2022	1600hrs
Team managers and/or Drivers' briefing	Rally Headquarters	25/11/2022	1400hrs
Shakedown	Flooded Gum Stage	24/11/2022	1100hrs
Publication of start list for Ceremonial Start	Official NB + DNB	25/11/2022	1630hrs
Publication of list of cars eligible to start	Official NB + DNB	25/11/2022	1630hrs
Publication of start list for Leg 1	Official NB + DNB	25/11/2022	1630hrs
Ceremonial Start	C.ex International Stadium	25/11/2022	1730hrs
Start of the Rally – Leg 1	C.ex International Stadium	26/11/2022	0730hrs
Finish of Leg 1 (estimated time of 1 st car)	C.ex International Stadium	26/11/2022	1830hrs
Publication of start list for Leg 2	Official NB + DNB	26/11/2022	2000hrs
Re-scrutineering, cars to re-start after retirement	C.ex International Stadium	26/11/2022	2000hrs
First Steward Meeting	Rally Headquarters	26/11/2022	2000hrs
Start of leg 2	C.ex International Stadium	27/11/2022	0700hrs
Podiums Ceremony / Prize-giving	Official NB + DNB	27/11/2022	1700hrs
Final scrutineering	C.ex International Stadium	27/11/2022	1700hrs
Publication of Provisional Classification	Official NB + DNB	27/11/2022	1800hrs
Publication of Final Classification	Official NB + DNB	27/11/2022	1830hrs

Art. 4. Entries

Art. 4.1 Closing date for entries

See programme in chronological order (SR Art. 3) and FIA RRSR Art. 22.

Art. 4.2 Entry procedure

Entries must be submitted in accordance with the FIA RRSR Art. 21 – Art. 23.

See also FIA ISC Art. 3.8 – Art. 3.14

Only electronic entry application (Internet) will be accepted on the organisers' website, www.rally.com.au/coffscoast. An electronic entry application must be confirmed by way of personal signature by the competitor by the latest at administrative checks. The entry form must be accompanied by a copy of the valid competitor's licence. A change of competitor is permitted up to the close of entries. **Only the competitor entered in the event will be allowed to make this request.**

An entry application will be accepted only if accompanied by the total entry fees.

According to the International Sporting Code Art. 3.8.1 an entry compels the competitor to take part in the Competition in which they have been accepted to run, except in case of duly established Force Majeure.

Art. 4.3 Number of competitors accepted and vehicle classes

The number of competitors shall be limited to: 60

Art. 4.3.1 Eligible vehicles

Eligible cars are the ones which comply with Article 12 of the 2022 FIA Regional Rally Sporting Regulations and Article 12 of the 2022 FIA Regional Rally Sporting Regulations V4 (APRC), including FIA approved National & Regional cars as well as FIA ISC Appendix J - Article 253.

Art. 4.4 Entry fees/entry fee packages

With organiser's optional advertising (see also FIA RRSR Art. 18)

EUR €1,200 up to entry closing date

Without organiser's optional advertising: (see also FIA RRSR Art. 18)

EUR €2,400 up to entry closing date

Art. 4.5 Payment

The entry fee shall be paid by bank transfer to the account indicated below (adequate proof of payment must be attached to the entry form):

Organiser's bank details:

BSB: 083166

Acct: 645767313

Acct Name: Motorsport Australia

Reference: Coffs Rally "Driver Name"

Art. 4.6 Entry fee refunds

The entry fee shall be refunded in full

- if the event does not take place
- to teams whose entry application is rejected

The organiser may partially refund entry fees, if a competitor cannot take part in the event due to a duly proved case of force majeure.

Art. 5. Insurance Cover

Certain public, property, professional indemnity, and personal accident insurance is provided by Motorsport Australia.

See Appendix 9 for Insurance Policy Details.

Service vehicles, management vehicles and reconnaissance vehicles, including those bearing special plates issued by the Organisers, are not to be considered as official participants of the Rally. They are therefore not covered by the Insurance Policy of the Rally and will remain the sole responsibility of their owner.

Art. 6. Advertising and Identification

See Appendix 4 of these SR “Decals and positioning of supplementary advertising”.

Art. 6.1 Permitted Advertising

Advertising is permitted on the car, including the roof. Advertising on windows is prohibited with the exception of a maximum 10cm wide strip on the upper part of the windscreen and rear window.

Competitors are allowed to affix any kind of advertisements on their car provided that:

- It is authorised by the National Laws and Motorsport Australia Regulations
- It is not likely to cause any offense
- It is not political or religious in nature
- It does not encroach upon the space reserved for plates and competition number

Art. 6.2 Organisers Advertising Space

Space for the organisers advertisement must be reserved on the car, unless the higher entry fees as per Art. 4.4 are paid

Art. 6.3 Advertising in the Service Bay Area

Display of advertisements by teams and participants, in their respective Service Bay Area, must be confined to the inner walls of the bay. Any advertising space other than the inner walls will need the prior permission of the organisers. The organisers shall have the discretion to refuse or cancel permission at any time.

Art. 6.4 Competition Numbers

The Organiser will provide each crew with the competition number identification, which must be affixed to their competing car in the stated positions as per Appendix 4 prior to scrutineering.

Art. 6.5 Driver and Co-Driver Names

The driver and co-driver names have to be affixed to both the left and right rear side windows as shown in appendix 4. The first initial(s) and surname of the driver and co-driver, as well as the national flags of the country of the ASN from which they have obtained their licenses, must appear on the rear side window on both sides of the car, adjacent to the competition number. The names must be:

- In white using either Helvetica or Impact fonts
- In Upper case for the initial(s) and first letter of each name with the remainder in lower case
- 6cm high and with a stroke of 1cm
- The drivers name shall be the upper name on both sides of the car

Art. 7. Tyres

Art. 7.1 Regulations regarding tyres which may be used during the rally

See Art. 13 of the FIA RRSR (tyres and wheels).

Art. 7.2 Tyres for use on reconnaissance

Tyres shall be as per 2022 FIA Regional Rally Sporting Regulations Art 35.2

Art. 7.3 National laws or special requirements

Competitors who are also entered in the RSEA Motorsport Australia Rally Championship and wish to score points for that championship must comply with tyre requirements as specified in the 2022 ARC Sporting and Technical Regulations.

Art. 8. Fuel

All type of fuel must follow Appendix J Art. 252.9. (RRSR Art. 62).

Competitors who are also entered in the RSEA Motorsport Australia Rally Championship and wish to score points must comply with fuel requirements as specified in the 2022 ARC Sporting and Technical Regulations.

Art. 8.1 Fuel Ordering procedure

Competitors have been requested to bring their own fuel complying with Appendix J Art 252.9

Art. 8.2 Closing date for ordering fuel

Not applicable

Art. 9. Reconnaissance of Special Stages

Reconnaissance will be according to FIA RRSR Art. 35. The schedule for the reconnaissance is published in Appendix 2 of these supplementary regulations.

Art. 9.1 Registration procedure

Crews must report to Rally Headquarters for registration prior to commencing reconnaissance. They must submit details of their reconnaissance car.

Each car must be identified with a reconnaissance car number supplied by the organiser. Rally cars used in the event may not be used for reconnaissance.

Art. 9.2 Specific regulations

During reconnaissance, all national traffic regulation must be followed, including but not limited to the speed limits. Please note that the Special Stages will not be closed to public traffic during reconnaissance. The organizer may reduce the allowed speed individually by marking the areas in the road book and along the route. Speeding during reconnaissance and / or shakedown will be penalised according to FIA RRSR Article 34.2.

Art. 9.3 Number of Passages

The maximum number of passages authorised for each crew on each special stage is two.

Art. 9.4 Collection of speed control checking devices

The organisers of the Coffs Coast Rally will be using the RallySafe Light phone application at this year's event. As such it is mandatory for all competitors entered (who are performing recce) to download and use the application in accordance with the instructions in Appendix 6 – RS Lite Recce Information.

The purpose of the application is to allow the organisers to track competitors in the forest during recce, so we know where competitors are and to also allow for speeds to be tracked and enforced.

Any breach of Reconnaissance Rules will be referred to the stewards for application of penalties.

The competitor invite codes will be published by 1700hrs Wednesday 23rd November on both the official and digital notice boards.

Art. 10. Administrative checks

Art. 10.1 Documents to be presented:

To keep the time required for the administrative checks to the necessary minimum, make sure to bring and present the following documents:

- Competitors' licence
- Driver's and co-driver's competition licences
- Driver's and co-driver's ID cards/passports
- Driver's and co-driver's valid driving licences
- ASN authorisation for foreign competitors (if required)
- Completion of all details on the entry form
- Car insurance cover certificate
- Car registration papers

Art. 10.2 Timetable

See programme (SR Art. 3)

Art. 11. Scrutineering, Sealing and Marking

Art. 11.1 Scrutineering, venue and time

Cars may be presented at scrutineering by a representative of the team. See programme (SR Art. 3). A detailed schedule will be published prior to the event.

Art. 11.1.1 Scrutineering, mandatory documents

- Cars' complete certified homologation
- SOS / OK board (DIN A3 format)

For each car of the **FIA Priority Drivers**, one spare gearbox and one set of spare differentials (front and/or centre and/or rear) may be used in each rally. These spare components and those fitted to the car will be marked/sealed at initial scrutineering. These cars must have their sump guards removed for sealing of gearboxes and differentials and be kept with the car for the purpose of weighting.

The installation of the tracking system will be checked at scrutineering.

Art. 11.1.2 Timetable for scrutineering

See programme (SR Art. 3)

A detailed timetable will be provided after entries are closed via further regulations published online at www.rally.com.au/coffscoast

Art. 11.2 Mud flaps

It is **mandatory** to fit transverse mud flaps in conformity with the article Appendix J, Art. 252.7.7

Art. 11.3 Windows

Use of tinted windows is not authorized in accordance with Article 253.11 "Windows/nets" of Appendix J of the FIA International Sporting Code.

Art. 11.4 Drivers' safety equipment

All items of clothing including helmets and FHR (Front Head Restraint) intended to be used, e.g. HANS devices, must be presented for scrutineering. They shall be checked for compliance with Appendix L, Chapter III.

Art. 11.5 Noise level

If vehicle exhaust systems are modified or replaced, the noise emitted from the engine exhaust must not exceed 96db(A)

Art. 11.6 Special national requirements

Not applicable

Art. 11.7 Installation of the safety tracking system

RallySafe is the provider of the safety tracking system and the units will be provided by the organisers and are available at documentation. Information on the systems can be found in Appendix 7.

Art. 12. Other procedures and regulations

Art. 12.1 Shakedown

During Shakedown service is only permitted in the main service park. Additionally, service is permitted also in a location near the shakedown. The location will be published with the road book for shakedown.

Art. 12.2 Ceremonial start procedures and order

A ceremonial start will take place at service park located at the C.ex International Stadium. See Appendix 10 for a map of where that will take place.

Art. 12.3 Permitted early check-in

Crews may check in early without incurring penalties at:

- 5A – Raleigh Regroup IN**
- 8C – Service Out – Parc Ferme IN**
- 13A – Power Stage Regroup IN**
- 14A – End of event Parc Ferme IN**

Art. 12.4 Start procedure on Special Stages

The start procedure is as follows:

When competitors book in at the time control, the official will issue a Start time that is transmitted automatically to the in-car RallySafe unit and is also written on the time card. The competitor is then to make their way to the start line indicated by the start board.

There will be no external count down clock and no manual countdown by an official. The RallySafe unit will display the start time and will also present a countdown to the start time (see Appendix 8)

Competitors will self-start when the countdown reaches 0 seconds. The Rallysafe unit is the judge of fact with regards to the detection of jump starts.

Art. 12.5 Super Special Stage, regulations, and order

There will be a Super Special Stage. The map of the stage as well as the regroup and start procedure will be provided in further regulations.

Art. 12.6 Tyre Warming Zone (TWZ)

There will be no Tyre Warming Zones according to Art. 44.4 of the RRSR.

Art. 12.7 Refuelling

Art. 12.7.1 Refuelling is only allowed in Refuelling Zone (RZ). To refuel in the service park is forbidden at any time.

Art. 12.7.2 To access a Refuelling Zone, all personnel involved in refuelling operations must wear clothing that provides adequate protection against fire and includes at least: long trousers, long-sleeved top, closed shoes, gloves and a balaclava.

Art. 12.7.3 Environmental Mat in a Refuelling Zone (RZ)

The organiser, will protect the ground with an Environmental Mat.

Art. 12.8 Finish procedures and other activities after the finish of the rally

Art. 12.8.1

There will be a specific finish procedure. This will take place at the same location as the ceremonial start and the procedure will be outlined in further regulations.

Art. 12.8.2 Availability of participants

Participants who park their vehicles in the Parc Fermé upon passing the finish line, must remain available by phone (mobile) until the final classification has been posted.

Art. 12.8.3 Classification

The final classification will not be distributed after the event. The final classification will be published on the website and the Digital Notice Board www.rally.com.au/coffscoast

Art. 12.9 Official time used during the rally

The official time for the rally is Australian Eastern Daylight Saving Time (AEDST)

Art. 13. Identification of officials

Competitors Relation Officer	Bright yellow tabard
Scrutineers	Black tabard
Post Chiefs:	Light blue tabard
Special Stage Commanders:	Dark blue tabard
Marshals:	Yellow tabard
Timekeepers:	Yellow tabard

Art. 14. Prizes

- **FIA Asia Pacific Rally Championship**
 - 1st Overall (Driver and Co-Driver Trophies)
 - 2nd Overall (Driver and Co-Driver Trophies)
 - 3rd Overall (Driver and Co-Driver Trophies)

Art. 15. Final checks / Protests / Appeals

Art. 15.1 Final Checks

Time and location: see programme (SR. Art. 3)

Any teams required to undergo final scrutineering must immediately follow the instruction of the marshals in charge, even if this prevents them from proceeding to one or more time controls (TC). The complete original FIA homologation form and other necessary certifications must be available for final scrutineering. A representative of the competitor as well as mechanics with the appropriate tools (in case of dismantling) must be present at the final scrutineering.

Art. 15.2 Protest deposit

The protest deposit is: **EUR 1.000**



If a protest requires the dismantling and re-assembly of a clearly defined part of the car, any additional deposit will be specified by the Stewards upon a proposal of the Chief Scrutineer.



Art. 15.3 Appeal deposit

The appeal deposit for an international appeal is: **EUR 3.000,00**


All protests and/or appeals must be lodged in accordance with Articles 13 and 15 of the Code and, where applicable, with the FIA Judicial and Disciplinary Rules.

Appendix 1 – Itinerary



		<h1>Coffs Coast Rally</h1> <p>25 - 27 November 2022</p>				
Version 1.0 28/09/2022						
Stage TC / SS	Location	SS km	Liaison km	Total km	Target Time	1st Car Due
Start Leg 1 (Sections 1, 2, 3 and 4)			Saturday 26/11/2022 - Sunrise 05:38			
	Distance to next refuel	(39.90)	(74.15)	(114.05)		
0	Start					7:30
1			26.91	26.91	0:37	8:07
SS1	McRaes I	8.50				8:10
2			23.49	31.99	0:38	8:48
SS2	Sherwood South I	31.40				8:51
2A	Regroup IN		23.75	55.15	1:10	10:01
	Regroup					
2B	Regroup OUT					10:21
RZ	Refuel - Service Park					10:21
1	Distance to next refuel	(39.90)	(74.15)	(114.05)		
3			26.91	26.91	0:37	10:58
SS3	McRaes II	8.50				11:01
4			23.49	31.99	0:38	11:39
SS4	Sherwood South II	31.40				11:42
4A	Flexi-Service Holding & Technical Zone IN		23.75	55.15	1:10	12:52
4B	Flexi-Service Holding OUT / Service IN	<small>Note: Crews have a maximum of 15 mins to move their car into service from holding area</small>				
	Service A	(79.80)	(148.30)	(228.10)	0:30	
4C	Service OUT - Regroup IN					
	Regroup					
4D	Regroup OUT					13:57
RZ	Refuel - Service Park					13:57
2	Distance to next refuel	(29.60)	(113.36)	(142.96)		
5			32.12	32.12	0:42	14:39
SS5	Newry I	13.30				14:42
5A	Raleigh Regroup IN		17.83	31.13	0:40	15:22
	Raleigh Regroup					
5B	Raleigh Regroup OUT					16:12
6			0.32	0.32	0:05	16:17
SS6	Raleigh SSS I	1.50				16:20
7			0.50	2.00	0:09	16:29
SS7	Raleigh SSS II	1.50				16:32
8			23.01	24.51	0:30	17:02
SS8	Newry II	13.30				17:05
8A	Flexi-Service Holding & Technical Zone IN		39.58	52.88	1:00	18:05
8B	Flexi-Service Holding OUT / Service IN	<small>Note: Crews have a maximum of 45 mins to move their car into service from holding area</small>				
	Service B	(29.60)	(113.36)	(142.96)	0:45	
8C	Service OUT - Parc Fermé IN					18:50
	All (classified) cars must be returned to Parc Fermé no later than -					23:00
	Leg 1 Totals	109.40	261.66	371.06	Sunset 19:30	

		<h1>Coffs Coast Rally</h1> <p>25 - 27 November 2022</p>				
Version 1.0 28/09/2022						
Stage TC / SS	Location	SS km	Liaison km	Total km	Target Time	1st Car Due
Start Leg 2 (Sections 4, 5 and 6) Sunday 27/11/2022 - Sunrise 05:38						
8D	Parc Fermé OUT - Service IN					7:00
Service C		(0.00)	(0.00)	(0.00)	0:15	
8E	Service OUT					7:15
RZ	Refuel - Service Park					
3	Distance to next refuel	(25.00)	(69.83)	(94.83)		
9			23.37	23.37	0:37	7:52
SS9	Corindi North I	25.00				7:55
RZ	Remote Refuel - Bucca		[46.46]			8:43
4	Distance to next refuel	(19.44)	(69.22)	(88.66)		
10			47.20	72.20	1:25	9:20
SS10	Store Rd I	10.37				9:23
11			19.77	30.14	0:35	9:58
SS11	Moleton I	9.07				10:01
11A	Flexi-Service Holding & Technical Zone IN		48.71	57.78	1:05	11:06
11B	Flexi-Service Holding OUT / Service IN					
Service D		(44.44)	(139.05)	(183.49)	0:30	
11C	Service OUT - Regroup IN					
	Regroup					
11D	Regroup OUT					12:11
RZ	Refuel - Service Park					
5	Distance to next refuel	(25.00)	(69.83)	(94.83)		
12			23.37	23.37	0:37	12:48
SS12	Corindi North II	25.00				12:51
RZ	Remote Refuel - Bucca		[46.46]			13:39
6	Distance to next refuel	(19.44)	(69.22)	(88.66)		
13			47.20	72.20	1:25	14:16
SS13	Store Rd II	10.37				14:19
13A	Power Stage Regroup IN		0.35	10.72	0:12	14:31 E
	Power Stage Regroup (APRC / ARC Only)					
13B	Power Stage Regroup OUT (APRC / ARC Only)					15:06
14			19.42	19.42	0:22	15:28
SS14	Moleton II Power Stage (APRC/ARC)	9.07				15:31
14A	End of Event - Parc Ferme Podium IN		48.71	57.78	1:05	16:36 E
	Podium					18:00
Note: Early check-in allowed where "1st Car Due" time shows "E"						
Leg 2 Totals		88.88	278.10	366.98	Sunset 19:31	
Totals of the Rally		SS	Liaison	Total	%	
Leg 1, 26 November(Sections 1, 2, 3 & 4)		109.40	261.66	371.06	29%	
Leg 2, 27 November(Sections 5, 6 & 7)		88.88	278.10	366.98	24%	
Totals - 14 SS		198.28	539.76	738.04	27%	

Appendix 2 – Reconnaissance schedule



Coffs Coast Rally Reconnaissance Schedule

Notes:

Version 1.0

1. Times shown are at Stage entry. Times in **RED** are the 1st stage for that group.

Thursday 24/11/2022	Stage Distance	Distance to Next	ARPC/ARC		Distance to Next	State	
			Open	Close		Open	Close
Coffs Service - Sunrise 05:38		23.37	12:39		23.37	13:09	
McRaes (SS 1 & 3)	8.50	2.64	→ 13:00		2.64	→ 13:30	
McRaes (SS 1 & 3)	8.50	23.49		15:30	23.49		16:00
Sherwood South (SS 2 & 4)	31.40	28.88	13:45		28.88	14:15	
Sherwood South (SS 2 & 4)	31.40	39.68		16:30	39.68		17:00
Moleton (SS 11 & 14)	9.07	12.50	16:00		12.50	16:30	
Moleton (SS 11 & 14)	9.07	48.60		19:00	48.60		19:30
Coffs Service - Sunset 19:30							
Total	97.94	179.16	277.10				
Friday 25/11/2022	Stage Distance	Distance to Next	ARPC/ARC		Distance to Next	State	
			Open	Close		Open	Close
Coffs Service - Sunrise 05:38		28.28	8:35		28.28	9:46	
Store Rd (SS 10 & 13)	10.37	16.87	→ 8:00		16.87	→ 9:00	
Store Rd (SS 10 & 13)	10.37	22.41		11:00	22.41		12:00
Corindi North (SS 9 & 12)	25.00	41.42	9:00		41.42	10:00	
Corindi North (SS 9 & 12)	25.00	85.40		12:00	85.40		13:00
Newry (SS 5 & 8)	13.30	10.23	12:30		10.23	13:30	
Newry (SS 5 & 8)	13.30	17.83		14:30	17.83		15:30
Raleigh (SS 6 & 7)	1.50	0.30	13:30		0.30	14:30	
Raleigh (SS 6 & 7)	1.50	23.64		15:30	23.64		16:00
Coffs Service - Sunset 19:30							
Total	100.34	246.38	346.72				

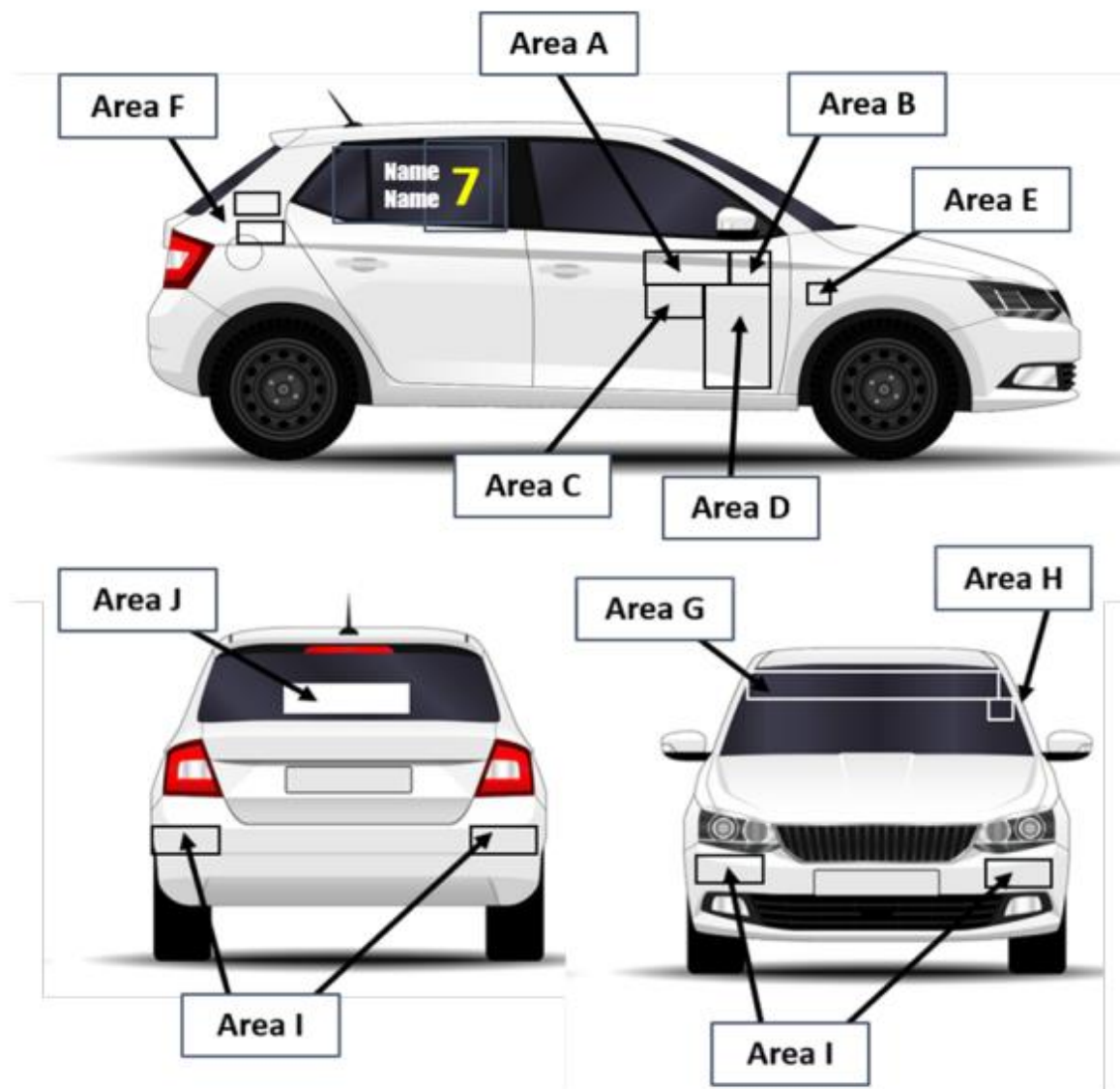
Appendix 3 – Competitors Relations Officer



Sarah Bell
Australia
+61 (0)437 866 887
Sarahbell731@gmail.com

The schedule for the CRO over the course of the event will be provided in further regulations and published on the official notice board in the rally headquarters.

Appendix 4 – Decals and supplementary advertising



The list below shows the mandatory sticker locations for APRC competitors. Competitors who are also entered and want to score points in the RSEA Motorsport Australia Rally Championship must comply with the Appendix A of the ARC Sporting and Technical Regulations.

- Area A: Door panel 670mm x 170mm which includes Area B and 10mm white surround between the number and the door panel.
- Area B: Competition Number
- Area C: (not used for APRC) 470mm x 100mm high
- Area D: Event sponsor panel 200mm wide x 380mm high
- Area E: ASN logo
- Area F: (Not used for APRC) 2 panels each 200mm wide and 80mm high (Both sides of the automobile)
- Area G: (Not used for APRC) Windscreen Strip 100mm high
- Area H: Windscreen Number 100mm x 100mm
- Area I: (Not used for APRC) 350mm wide x 70mm high
- Area J: (Not used for APRC) 300mm wide x 200mm high

Appendix 5 – Extracts from FIA Appendix L

Competitors are advised to review changes and additions made to Chapter III of Appendix L to the FIA International Sporting Code

1. Helmets

When the use of an FHR, according to Article 3 below, is mandatory, drivers competing on rally special stages, registered on the FIA Calendar, must wear crash helmets homologated to one of the following FIA standards:

- 8858-2002 or 8858-2010 (Technical List N°41),
- 8859 (Technical List N°49),
- 8860-2004 or 8860-2010 (Technical List N°33),
- 8860-2018 or 8860-2018-ABP (Technical List N°69)

No helmet shall be modified from its original specification as manufactured, except in compliance with instructions defined by the manufacturer. Accessories must be fitted in accordance with the helmet manufacturer instructions. Only accessories approved by the FIA shall be used. Any other modification or addition of non-approved accessories (helmet cameras, visors, etc.) will render the FIA helmet homologation void.

2. Flame-resistant clothing

On special stages of rallies, all drivers and co-drivers must wear overalls as well as gloves (optional for co-drivers), long underwear, a balaclava, socks and shoes homologated to the FIA 8856-2000 standard (Technical List N°27) or FIA 8856- 2018 standard (Technical List No 74). Embroidery sewn directly onto the overalls shall be stitched onto the outermost layer only, for better heat insulation. Backing material of badges and thread used for affixing them to the overalls must be flameproof.

Substances which may circulate in any cooling system worn by a driver are restricted to water, or air at atmospheric pressure. Water systems must not require the saturation of a garment in order to function.

3. Frontal Head Restraint (FHR)

The wearing of any device intended to protect the head or neck and attached to the helmet is prohibited, unless the device has been homologated according to the FIA 8858 standard. Homologated FHR systems are listed in the FIA Technical List N° 29.

FHR systems must be worn only with FIA-approved items according to the following chart:

Helmet	Tether system (tether, tether end fitting and helmet anchorage)
FIA 8860 (Technical List No 33 & 69) FIA 8858 (Technical List No 41) FIA 8859 (Technical List No 49)	FIA 8858 (Technical List No 29)

4. Safety Belts

Drivers must be properly restrained in their seat by safety belts in conformity with the technical regulations for the vehicle concerned, at all times during a competition when it is mobile on a circuit, pit lane, special stage or competition course.

5. Wearing of jewelry

The wearing of jewelry in the form of body piercing or metal neck chains is prohibited during the competition and may therefore be checked before the start.

Nevertheless, it is highly advisable that Competitors review the Drivers' Equipment requirements and/or standards set in Appendix L, Chapter III of the 2022 FIA International Sporting Code.

Appendix 6 – RS Lite Recce Information

RS Lite Usage for 2022

20/05/2022

New RS Lite from RallySafe. The free app is available on the Google Play and Apple App store. Competitors are responsible for having a device capable of using the app with GPS tracking and a battery lasting the entirety of recce. Considerations should be made to make sure the phone or tablet can be charged and there are no 3rd party applications that may disable GPS tracking.

QR CODE FOR BOTH HERE:



(Google Play Store)



(Apple App Store)

When you arrive and check in at the event, each car number will be given a unique code to enter into the app.



Main Screen when app is opened. Click "add event".



Enter unique code.



Click add event.



Click accept invite.



Click start tracking when beginning recce.



Main Screen off stage when tracking.

When logged into the event with your code, the main screen will display your current speed and two odometers. Both odometers can be reset by pressing and holding the mileage.

As you arrive to a stage, the screen will display the maximum KPH allowed, along with the odometers and your current speed. If you exceed the allowed speed limit, a red bar speeding message will be displayed at the top of the screen.



80kph is the speed limit.



Note the speeding message.

When you begin recce, the application must be active on your phone and stay active during transits and while on stages. The phone can be used for other uses such as texting, navigation, etc. but should stay on the RS Lite app as much as possible during transits and at all times on stages. Your position, speed, and direction of travel will be monitored during the recce period.

Additionally, if the app is forcefully disabled on stage, a report is generated and may result in an infraction being applied. With privacy concerns in mind, the app does not track or send data if it is not active on the screen. Because of this, competitors must make sure the app is active during recce. If the app doesn't report for an extended period of time during recce, an alert is sent in the monitoring system.

Questions can be directed to Jobe Sims at Jobe@statusas.com

Appendix 7 – RallySafe Vehicle Tracking System

Detailed user and installation manuals can be downloaded from <https://rallysafe.com.au/competitors-tm/>

The RallySafe Fitting Kit includes:

- RallySafe Installation and Fitting Kit Instruction Sheet;
- 3-in-1 antenna with leads (Lead length and option of either bolt-on (preferred) or stick-on to be selected at time of order);
- Internal radio antenna with lead (Lead length to be selected at time of order);
- 6 – 24v wiring loom with plug (Length to be selected at time of order, making sure to include 300mm spare cable at mounting point);
- Mount, either roll cage or flat, with 25mm ball joint, to be bolted through dash;
- Adjustable mount connector/knuckle (Length to be selected at time of order).



(Contents may differ slightly to image shown)

N.B. The RallySafe Display Unit is NOT part of the fitting kit and will be available at Documentation or Scrutineering

12 Volt Power Supply – Please read carefully

RallySafe requires a continual reliable power supply from 9 to 28 volts DC. For your safety and continuity of service, it is imperative that the unit is connected to an un-switched supply on the battery's positive terminal or the battery's positive side of the isolation switch. **Ensure that power is supplied to the unit at all times. Do not use an ignition switched power supply.**

We recommend a 5-amp (Max) blade type or similar quality fuse is used at the battery supply end of the RallySafe power lead.

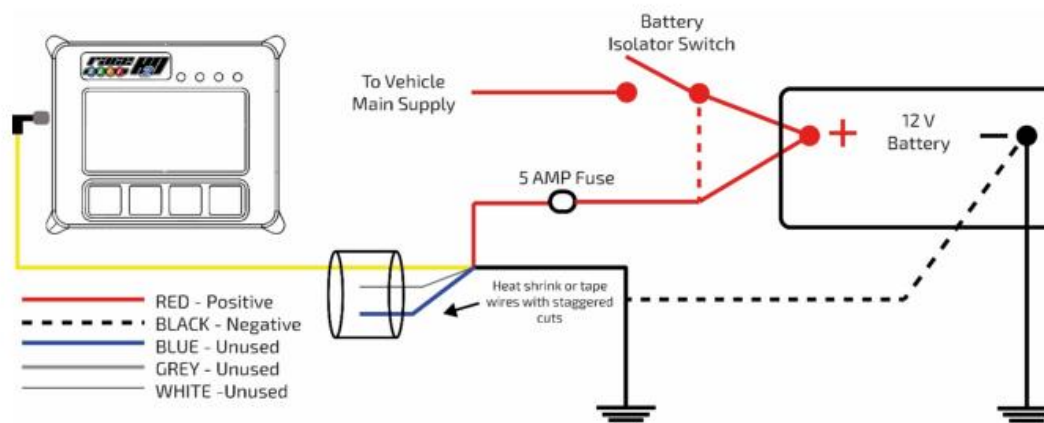
Zero volts or battery negative can be picked up at any suitable earthing point providing the isolation switch does not switch the negative side of the battery.

The RallySafe unit has an internal battery that is kept charged via the car's power supply. It acts as a reserve supply to power the unit in the case of an accident where a car's power supply is interrupted. i.e. car battery smashed or dislodged.

As the RallySafe unit is aware of movement and location, it will automatically go into power save/sleep mode after 5 minutes of no movement detected. However, the unit will continue to function when sending safety signals while on stage. The unit can be "woken" up by pressing any button or by movement of the car.

In the yellow power loom there are 5 wires. **White blue and grey must be stagger cut and heat shrink or taped back so they can't short to ground or to each other.** Red and black are used as follows:


Connection Diagram



Antenna Mounting and leads



A standard installation. Note: unit and aerial placed in clear and unobstructed view.



Rear panel of the unit, with all aerial and power leads connected.



A minimum 300mm of the RallySafe Power Supply Cable and Antenna Leads should be left at the unit mounting bracket location for connection to the unit



Antenna leads are connected as follows (There may be variations with the type and number of leads).

1. The Wi-Fi lead, colour-coded **Blue**, is connected to the terminal labelled "Wi-Fi" on the RallySafe unit (Right Hand Thread). Terminals may be on the side or rear of the unit and/or colour-coded Blue. *Please note, if you have two blue radio antenna leads, one from the external antenna and one from the internal antenna, use the internal antenna lead. Please neatly coil and stow the spare external antenna lead as it may be used in the future.*
2. The Satellite Communication antenna lead is connected to the centre or rear terminal labelled "IRI" (Left Hand Thread). It may also be colour-coded **Yellow** (this may be not marked on the 2-in-1 antenna).
3. The GPS antenna lead labelled "GPS", is connected to the terminal labelled "GPS" on the RallySafe unit (Right Hand Thread). Terminals may be on the side or rear of the unit and/or colour-coded **Green**.
4. GSM, if optioned, has a small stick antenna supplied with the RallySafe unit, and is connected to corresponding terminal labelled "GSM" on the RallySafe unit (Left Hand Thread). The terminal may be on the side or rear of the unit and/or colour-coded **Red**.

Unit Mounting and Dimensions

The preferred method for mounting the RallySafe unit is a RAM style 50mm x 75mm flat base with ball, bolted through the dash with a 3mm aluminum backing plate. It should be in a central, protected location, and both easily visible and accessible by both the driver and co-driver/nav. Photographs of preferred mounting and positioning can be seen below.

An alternative mounting method for the RallySafe unit is on the roll cage forward leg on the co-driver's side, on a right angle roll cage bracket with ball and connector clamp (also shown in photos above and below).

The RallySafe unit should preferably be mounted in a vertical position where peripheral vision can catch screen warnings and notifications. Some drivers prefer to be able to see the unit, others prefer to let the co-driver view the screen and call the safety signals as required.

MOUNTING EXAMPLES

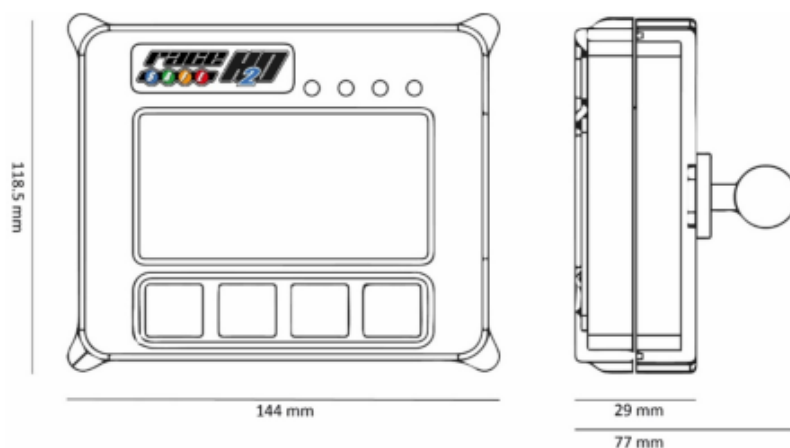


Here the 25mm rubber ball mount is securely attached to the A pillar bar of the roll cage.



The RallySafe unit then mounts to the 25mm rubber ball mount (connected through the RallySafe connector).





Antenna Installation

All leads on both external and internal antennas must run on the inside of all roll cage bars. This is to stop cable crushing on impact. The preferred route is to go down from the antenna, underneath the closest part of the roll cage (roof cross or main hoop), follow that along to the roof hoop, then go down the inside A pillar to the unit. Any excess cable must be run so that the cable is not bent any tighter than a 100mm radius. We recommend running it across the underside of the dash and back (do not coil in tight loops). Cables must be tied neatly along the whole installation all the way to the unit so they can't be accidentally caught or dislodged. All this will be checked at scrutineering and you may be required to fix it before your car can pass. When antenna fittings are not in use, please safely tuck them away to avoid any damage.

Bolt-on Antenna (Preferred):

The antenna is mounted through a 12mm hole in a central location on the **ROOF** of the vehicle, preferably 50mm forward of the main roll bar hoop, allowing the cabling to pass through the roof and follow the cage bars back to the RallySafe unit location. The antenna is a fully watertight unit which seals against the roof surface. (High pressure water against the antenna may cause damage, please be mindful when washing interior and exterior of vehicle)

In special circumstances, a temporary stick-on antenna that does not require a hole through the roof can be ordered. It is highly recommended, however, that the standard 3-in-1 antenna be used, as it significantly improves communications.



Stick-on Antenna (Alternative):

The antenna is mounted on the **ROOF** of the vehicle, preferably within easy cable reach of the final RS unit mounting position allowing the cabling to then pass through the door seal and follow the cage bars back to the RS unit location. The antenna is a fully watertight unit which seals against the roof surface. Cabling will need to be suitably taped and protected to the outside of the car.



Appendix 8 – Electronic Start Procedure

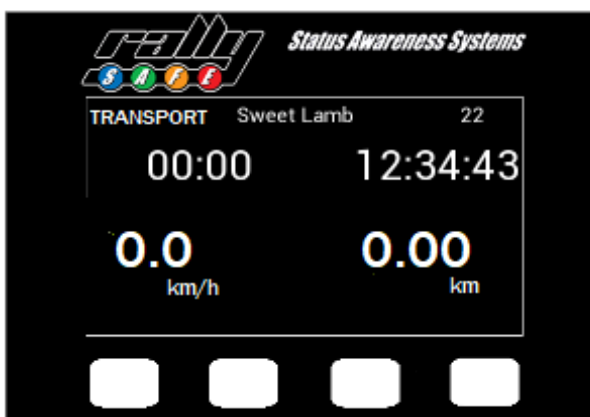
The time control official will allocate a start time via the rallysafe system. Once the start time has been sent to the RallySafe unit in the competition vehicle, it will appear on the screen along with a countdown to the start time as shown in the diagram below.



Once the countdown reaches zero, the screen will turn green and “GO” will be displayed. The competitor is then free to proceed into the stage.



If an official needs to allocate a new start time prior to your allocated start time. The screen will change and the word “TRANSPORT” is displayed on the top left. Once a new start time is allocated, the screen will revert to the first one above with a new start time shown and the countdown will start again.



Additional information on the operation of the rallysafe units can be found here - <https://rallysafe.com.au/competitors-tm/> or you can watch the briefing video here - https://youtu.be/dVyXwqIUB_4

Appendix 9 – Insurance Policy Details



Insurance | Risk Management | Consulting

CERTIFICATE OF CURRENCY PUBLIC AND PRODUCTS LIABILITY & PROFESSIONAL INDEMNITY INSURANCE

12 July 2022

As Insurance Brokers on behalf of the below named Insured, we can confirm that the following insurance policy is current and in force:

Policy Numbers:	B1263PC0790921, B12630858021 & B1263PC0781021
Insured:	Confederation of Australian Motor Sport Ltd T/As Motorsport Australia and all controlled and related entities.
Including:	Coffs Coast Rally: 25th-27th November, 2022
Permit Number:	822/2711/04
Interested Party:	Coffs Harbour City Council, Bellingen Shire Council, Clarence Valley Council, Finsha Pty Ltd trading as Raleigh International Raceway, NSW Department of Education, TAFE NSW, Southern Cross University, Coffs Coast State Park, Trust The Minister administering the Crown Lands Act, 1989 and Forestry Corporation of NSW
Promoter:	Motorsport Australia
Coverage:	Section 1: Public and Products Liability Section 2: Professional Indemnity
Period of Insurance:	From 16:00 hours on 31 December 2021 To 16:00 hours on 31 December 2022
Interest Insured:	Section 1 – Public and/or Products Liability Legal Liability to third parties for Personal Injury and/or Property Damage occurring during the Period of Insurance and arising in connection with the Insured's Business or products. Section 2 – Professional Indemnity Legal Liability for claims first made against the Insured and reported to the Insurers during the Period of Insurance arising from a breach of professional duty in the conduct of the Insured's Business.
Limit of Liability:	Section 1: \$100,000,000 any one Occurrence Section 2: \$10,000,000 any one Claim and in the aggregate
Scope of events:	Those activities as permitted or approved by Motorsport Australia, and any such additional events for which Motorsport Australia may elect to specifically notify to Underwriters, from time to time.
Insurers:	Certain Underwriters at Lloyd's.

Subject to the Policy Wording, terms and conditions.

